

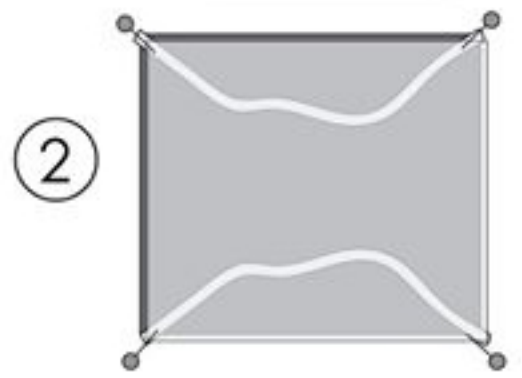
**CUT 2 DIFFERENT FABRICS**  
 9"W x 8"H (23 x 20 CM)  
 (cotton fabric)

**CUT 2 PIECES OF ELASTIC**  
 13" (33 CM)  
 (1/4 or 1/8 in. wide)

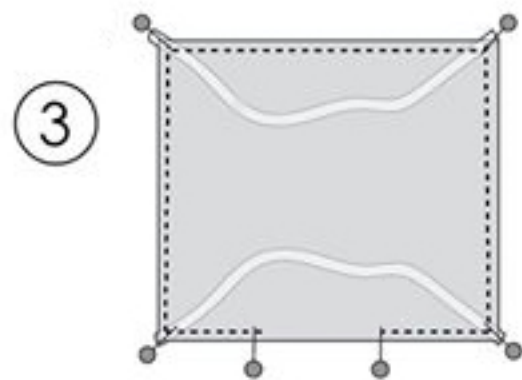
*\*MASK SECURES BEHIND THE HEAD\**

ALTERNATE  
 METHOD

**CUT 4 TIES**  
 18" (46 CM)  
 (knit fabric or bias strips)



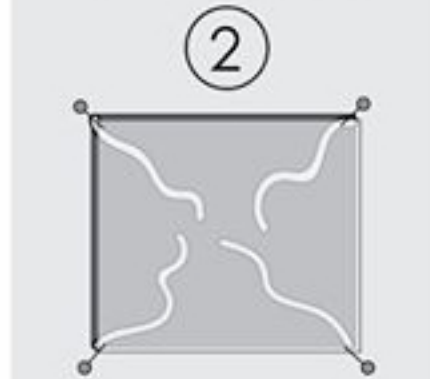
**SANDWICH + PIN ELASTIC**  
 With right sides of fabric together, sandwich the two elastic pieces between the fabric layers.  
 Pin each end to the longer fabric side corners. Make sure elastic is not twisted!



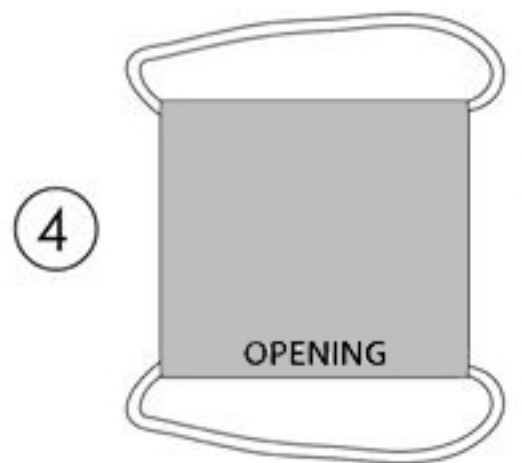
**SEW PIECES TOGETHER**  
 Sew around the mask with a 1/2" seam allowance, leaving a 3" opening.  
 At the corners, sew forward and back to secure the elastic (or ties) in place. Make sure the elastic is angled into the corners of the fabric, and that you don't sew over other parts of the elastic as you go.  
**Remember to leave an opening!**



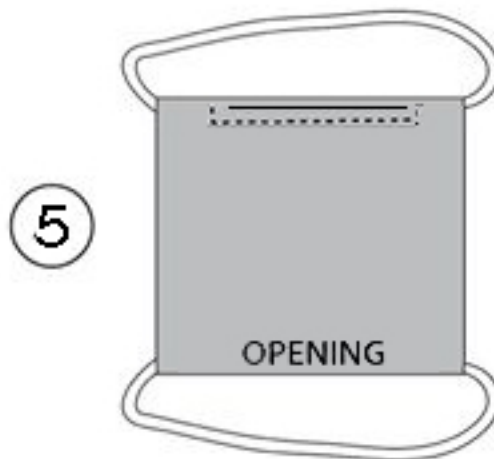
Cut 4 ties instead of elastic.



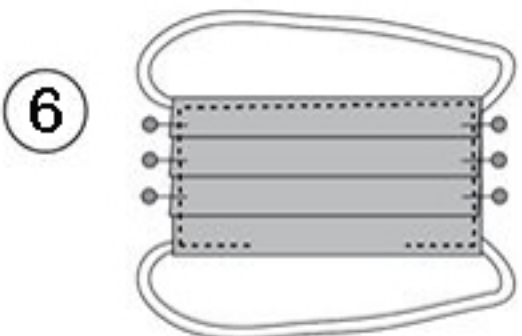
Sandwich a tie into each corner of the fabric.  
 Continue to Step 3.



Turn mask right side out.



To help the mask mold better around your nose, insert a wire, or small piece of flat bendable metal to the top inside of the mask  
 Sew a topstitch next to it, to hold it in place.



Fold fabric to create 3 evenly spaced pleats and pin. Finished mask will be 3 inches tall.  
 Topstitch around, sewing pleats in place.  
**Do not sew the opening closed, so a FILTER can be added, as needed.**

**Notes for PMC Masks:**

If you wash before cutting to preshrink the material do not use scented detergent or fabric softener. You can wash in plain hot water. PMC will be washing sterilize before use so washing is not needed.

We recommend using 5-inch long thin, flexible wire. Insulated copper electrical wire 20-16 gauge works best. 14 gauge is a little large but can be used if that is all you have. SS fishing wire or jewelry wire can be used. For thinner wire 2-3 strands can be twisted together; make sure to curl back ends to prevent them poking out. Pipe cleaners have been found to rust and break easily so please do not use them for hospital masks that will be getting a lot of washing and wear.

Knit T-shirt ties. You can cut t-shirt material into 1" strips. Pull gently on strips and they will roll up into "laces" that you can use for ties. Bias strips also work well as ties. So does thin grosgrain ribbon.

You do not need to add any filter material. PMC will be added the filters themself.